


Features

- ◆ Rugged, compact metal case
- ◆ Easy chassis mount
- ◆ Screw terminal adaptor available for easy connection
- ◆ Wide 2:1 input voltage range
- ◆ Full load operation up to 60°C with convection cooling
- ◆ Soft start
- ◆ Reverse input voltage protection
- ◆ Input protection filter
- ◆ 3-year product warranty



(Models pictured with chassis mount adaptor and optional heatsink)

The TEP-100 Series is a family of isolated high performance dc-dc converter modules with ultra-wide 2:1 input voltage ranges which come in a rugged, sealed metal case.

These converters are suitable for a wide range of applications, but the product is designed particularly also for industrial applications where often no PCB mounting is possible but the module has to be mounted on a chassis. Four threaded M3 inserts in the module makes chassis mount or attachment of a heatsink for optimal thermal management very simple.

For easy connection there is also a unique adaptor available with screw terminals. A very high efficiency allows an operating temperature up to +60°C with natural convection cooling without power derating. Further features include output voltage trimming, Remote On/Off and under voltage lockout. The very wide input voltage range and reverse input voltage protection make these converters also an interesting solution for battery operated systems.

Models

Order code*	Input voltage	Output voltage	Output current max.	Efficiency typ.
TEP 100-2411	18 – 36 VDC (24 VDC nominal)	5.0 VDC	20.0 A	93 %
TEP 100-2412		12 VDC	8.4 A	93 %
TEP 100-2413		15 VDC	6.7 A	93 %
TEP 100-2415		24 VDC	4.2 A	92 %
TEP 100-2416		28 VDC	3.6 A	92 %
TEP 100-2418		48 VDC	2.1 A	92 %
TEP 100-4811	36 – 75 VDC (48 VDC nominal)	5.0 VDC	20.0 A	93 %
TEP 100-4812		12 VDC	8.4 A	93 %
TEP 100-4813		15 VDC	6.7 A	93 %
TEP 100-4815		24 VDC	4.2 A	92 %
TEP 100-4816		28 VDC	3.6 A	92 %
TEP 100-4818		48 VDC	2.1 A	92 %

* – add suffix **-CM**, **-CMF** for models with chassis mount adaptor, see last page.

– add suffix **-N** for negative remote control, see page 3 -> Remote On/Off

Input Specifications

Input current at no load	24 Vin; 5 – 15 VDC models: 185 mA typ. 24 Vin; 24 – 48 VDC models: 85 mA typ. 48 Vin; 5 – 15 VDC models: 90 mA typ. 48 Vin; 24 – 48 VDC models: 40 mA typ.
Input current at full load	24 Vin models: 4.6 A typ. 48 Vin models: 2.3 A typ.
Start-up voltage / under voltage shut down	24 Vin models: 17.5 VDC / 16 VDC typ. 48 Vin models: 35.5 VDC / 34 VDC typ.
Surge voltage (100 msec. max.)	24 Vin models: 50 V max. 48 Vin models: 100 V max.
Conducted noise	EN 55022 level A, FCC part 15, level A (chassis mount option –CFM required)
ESD (electrostatic discharge)	EN 61000-4-2, air ±8 kV, contact ± 6 kV, perf. criteria A
Radiated immunity	EN 61000-4-3, 10 V/m, perf. criteria A
Fast transient / Surge	EN 61000-4-4, ± 2 kV, perf. criteria A EN 61000-4-5, ± 1 kV perf. criteria A With external input capacitor e.g. Nippon chemi-con KY 200 µF, 100 V, ESR 48 mOhm or with chassis mount option –CFM
Conducted immunity	EN 61000-4-3, 10 Vrms, perf. criteria A
Reverse voltage protection	parallel diode
Recommended input fuse (slow blow)	24 Vin models: 10 A 48 Vin models: 5 A

Output Specifications

Voltage set accuracy	±1 %
Output voltage adjustment	+10 % / –20 % by external resistor see application note: www.tracopower.com/products/tep100-application.pdf
Regulation	– Input variation Vin min. to Vin max. 0.2 % max. – Load variation (0 – 100 %) 5 – 15 VDC models: 0.3 % max. 24 – 48 VDC models: 0.3 % max.
Temperature coefficient	±0.02 %/K
Minimum load	not required
Remote sense	10 % max. of Vout nom. (including trim up value)
Ripple and noise (20 MHz Bandwidth)	5 VDC models: 75 mVpk-pk max. 12 & 15 VDC models: 100 mVpk-pk max. 24 & 28 VDC models: 200 mVpk-pk max. 48 VDC models: 300 mVpk-pk max.
Start up time (nominal Vin and constant resistive load)	25 ms typ. (at power On or remote On)
Transient response (25% load step change)	200 µs typ.
Output current limitation	at 110 -140 % of Iout max.
Over voltage protection	at 115 -130 % of Vout nom.
Short circuit protection	indefinite, automatic recovery

Output Specifications

Capacitive load	5 VDC models:	40'000 µF max.
	12 VDC models:	7'000 µF max.
	15 VDC models:	4'460 µF max.
	24 VDC models:	1'750 µF max.
	28 VDC models:	1'280 µF max.
	48 VDC models:	430 µF max.

General Specifications

Temperature ranges	– Operating – Case temperature – Storage	–40°C to +75°C +105°C max. –55°C to +125°C
Thermal impedance	– without Heatsink – with Heatsink	6.7°C/W 4.7°C/W
Derating		See derating graphs page 4
Over temperature protection		at 115°C
Thermal shock		acc. MIL-STD-810F
Humidity (non condensing)		95 % rel H max.
Reliability, calculated MTBF (MIL-HDBK-217F, @ 25°C, ground benign)		75'000 h
Isolation voltage (60sec.)	– Input/Output – Input/Case	2'250 VDC (basic insulation) 1'500 VDC
Isolation capacity	– Input/Output	2500 pF max.
Isolation resistance	– Input/Output (500 VDC)	>1 GOhm min.
Switching frequency		300 kHz typ. (puls width modulation)
Safety standards		UL 60950-1 , IEC 60950-1, EN 60950-1
Safety approvals (pending)		UL 60950-1, CB- test report
Remote On/Off	– positive logic (standard) – negative logic (option -N) – Off idle current:	– On: 3 to 12 VDC or open circuit – Off: 0 to 1.2 VDC or short circuit pin 1 and 3 – On: 0 to 1.2 VDC or short circuit pin 1 and 3 – Off: 3 to 12 VDC or open circuit 3 mA
Environmental compliance	– Reach – RoHS	www.tracopower.com/products/tep100-reach.pdf RoHS directive 2002/95/EC
Application notes		www.tracopower.com/products/tep100-application.pdf

All specifications valid at nominal input voltage, full load and +25°C after warm-up time unless otherwise stated.

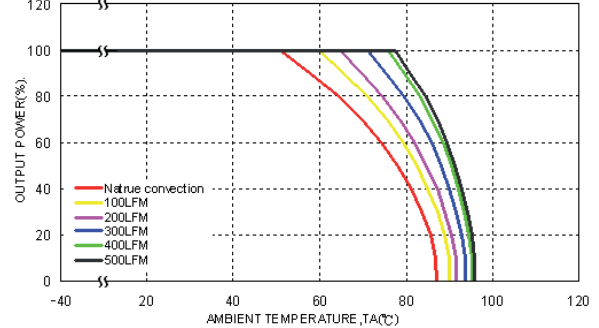
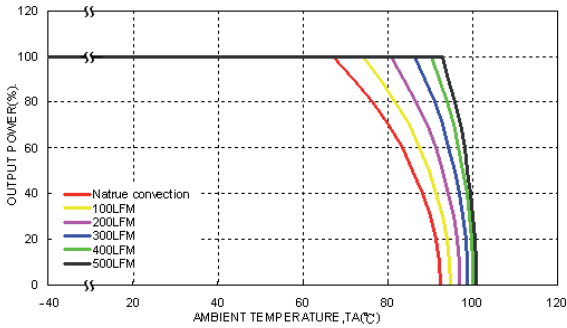
Output Power Derating

Models with heatsink

Models without heatsink

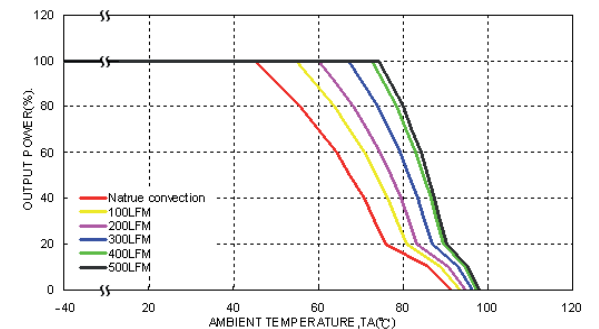
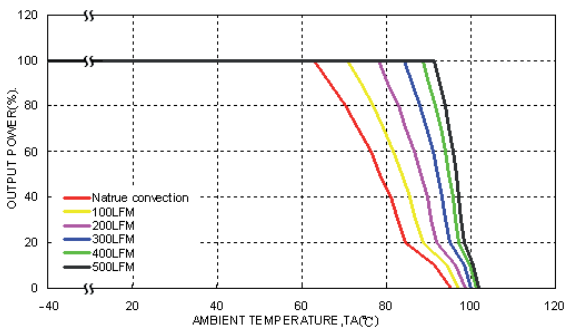
24 Vin models: Output 5-15 VDC

24 Vin models: Output 5-15 VDC



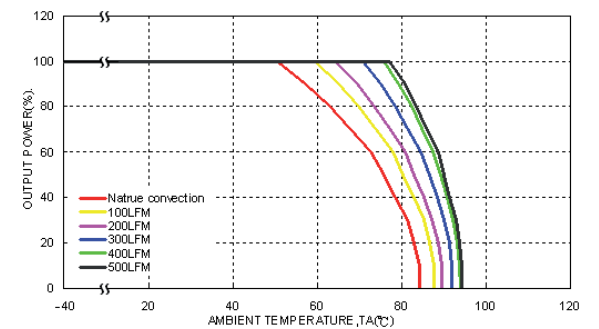
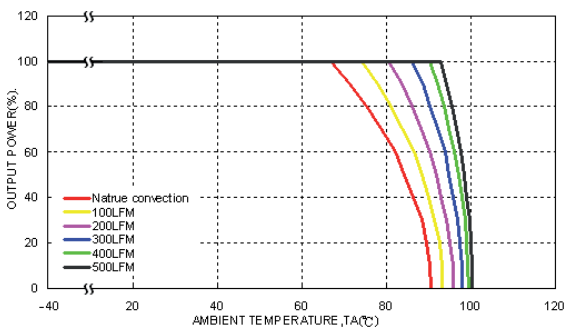
24 Vin models: Output 24-48 VDC

24 Vin models: Output 24-48 VDC



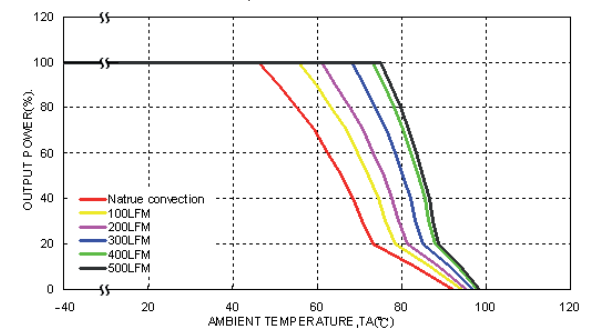
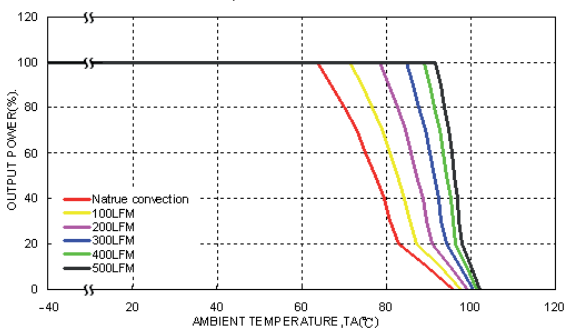
48 Vin models: Output 5-15 VDC

48 Vin models: Output 5-15 VDC



48 Vin models: Output 24-48 VDC

48 Vin models: Output 24-48 VDC

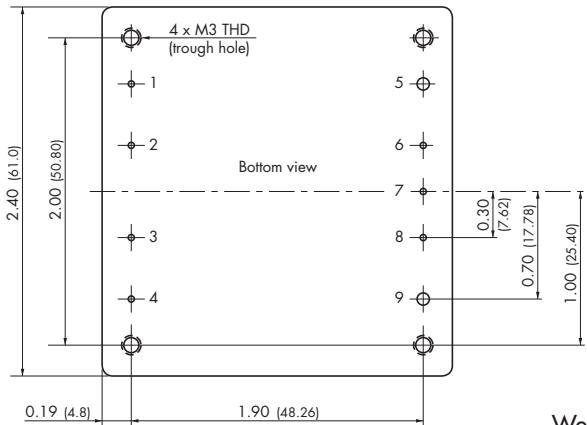


General Specifications

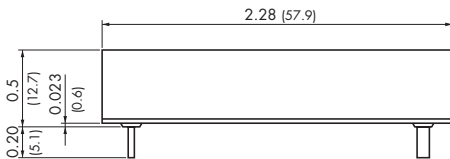
Casing material	metal
Potting material	silicon (UL94V-0 rated)
Base material	FR4
Vibration	acc. MIL-STD-810F

Dimensions

TEP 100 module



Weight: 97g (3.42 oz)



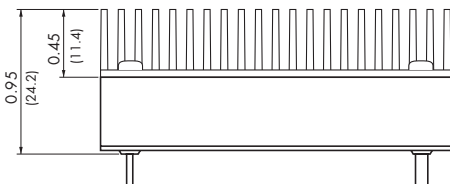
Pin diameter pin 5 & 9: 0.08 (2.0)
Pin diameter other pins: 0.04 (1.0)

Pin-Out

Pin	
1	- Vin
2	Case
3	Remote On/Off
4	+ Vin
5	- Vout
6	- Sense*
7	Trim
8	+ Sense*
9	+ Vout

*Sense line to be connected to the output either at the module or at the load under regard of polarity.

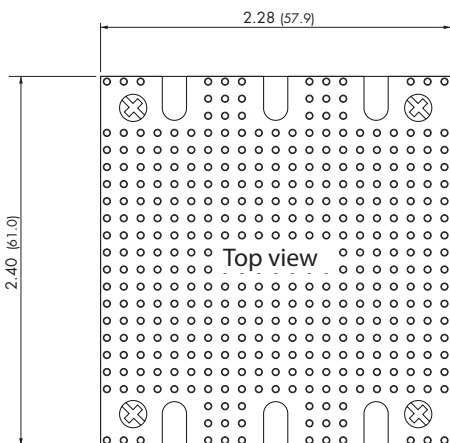
TEP-HS1 Heatsink (pictured with heatsink mounted)



Order code: TEP-HS1

Includes heatsink with thermal pad and mounting screws
For to order modules with mounted heatsink ask factory.

Weight: 135g (4.76 oz)
(Heatsink + Converter)



Dimensions in Inch, () = mm
Tolerances ±0.02 (±0.5)
Pin pitch tolerances ±0.01 (±0.25)
Mounting hole pitch tolerances ±0.01 (±0.25)


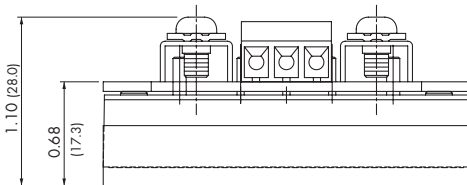
Chassis Mount Adaptor

TEP 100 module with chassis mount adaptor (suffix -CM or -CMF)

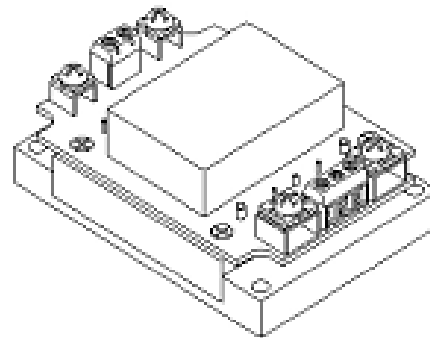
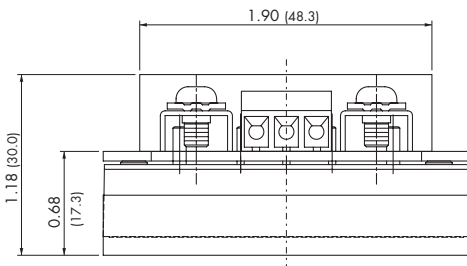
For easy chassis mounting the converter modules can be supplied with an adaptor consisting of a screw terminal connection board (soldered to converter pins) and a chassis mount adaptor.

In addition this Chassis mount option is available with an EMI-filter (see EMI specification)

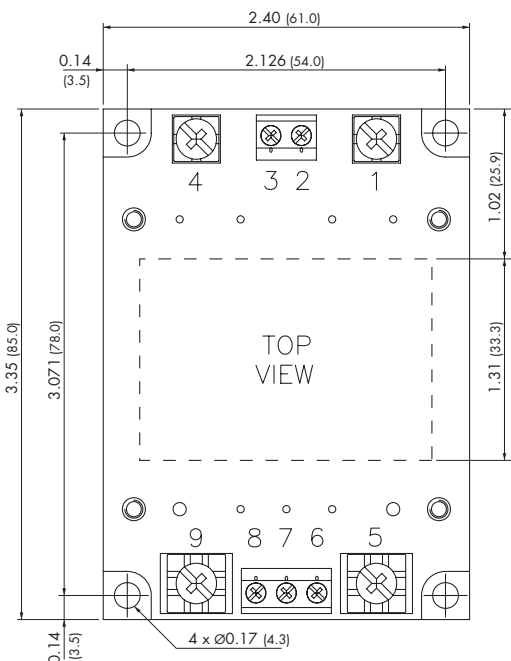
Suffix -CM: Chassis mount adaptor



Suffix -CMF: Chassis mount adaptor with EMI filter



Please note that adaptors cannot be ordered as separate items but are factory assembled.



Connection	
Pin	
1	- Vin
2	Case
3	Remote On/Off
4	+ Vin
5	- Vout
6	- Sense*
7	Trim
8	+ Sense*
9	+ Vout

*Sense line to be connected to the output either at the module or at the load under regard of polarity.

Dimensions in Inch, () = mm
Tolerances ±0.02 (0.5)
Mounting hole pitch tolerances ±0.01 (0.25)

Specifications can be changed any time without notice.